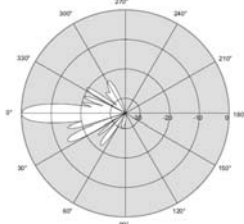
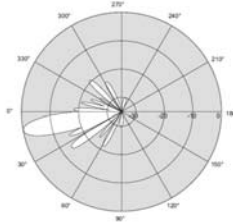
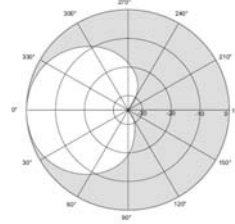


## BAP Panel Antenna Series-Slant Pol.

**V-Pattern 1°Downtilt**

**V-Pattern 10°Downtilt**

**Horizontal Pattern**


Electrical Parameters	BAP890-65S-16DRE		
Frequency range	820~960MHz		
Gain		1°Downtilt	10°Downtilt
	820MHz	15.2dBi	14.8dBi
	880MHz	15.5dBi	15.0dBi
	960MHz	15.7dBi	15.2dBi
Polarization	Dual, slant $\pm 45^\circ$		
Isolation between ports	$\geq 30$ dB		
Vertical plane -3dB beamwidth	11.5°		
Horizontal plane -3dB beamwidth	65°		
First upper sidelobe suppression	$\geq 16$ dB		
VSWR	$\leq 1.5:1$		
Front to back ratio	$\geq 30$ dB		
Max CW power per port	250W		
Impedance	50 $\Omega$		
IMD performance(2 $\times$ 43dBm)	$\leq -150$ dBc		
Variable electrical downtilt	1~10°		
Connector type	DIN 7/16F		
External RCU interface/Number	AISG2.0/1		
Lighting protection	DC Ground		
Mechanical Parameters	Specification		
Rated wind speed	200km/hr		
Dimensions H x W x D	1680 $\times$ 256 $\times$ 137mm		
Packed size H x W x D	1760 $\times$ 375 $\times$ 280 mm		
net weight (with mounting hardware)	15kg		
Operating temperature	Min -40°C Max +60 °C		
Radome material	FRP or UV Stable PVC		
Downtilt max. (with adjustable brackets)	22°		
Mounting pole (min/max diameter)	50~100mm		
Performance	Specification		
Materials:	All internal parts corrosion resistant. All antenna fasteners stainless steel. Bracket assemblies fully galvanized. Radome surface treated for maximum UV protection.		
Mounting:	Available with either fixed brackets (non-adjustable) or mechanically adjustable bracket assemblies. Please specify when ordering.		
Grounding:	Lower bracket assembly DC ground.		
Connections:	Remote control electrical downtilt connections are in accordance with AISG standards		

Eyecom company policy is one of continuing improvement; therefore we reserve the right to change this specification without notice.

\*Built-in RCU version available